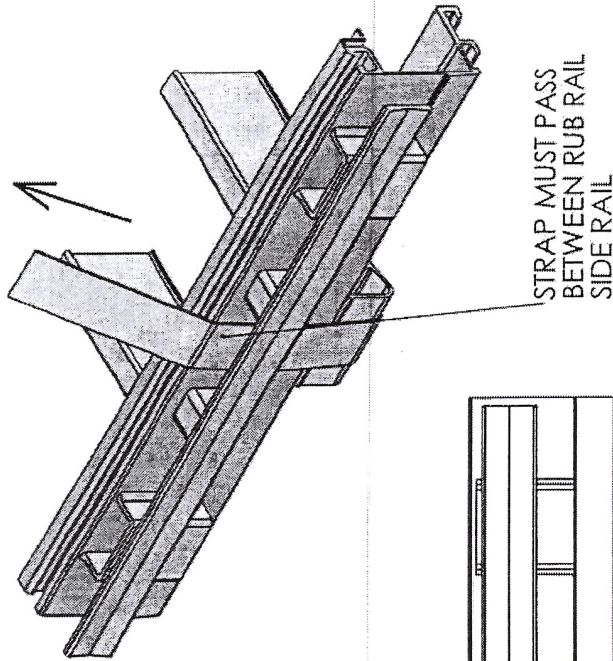
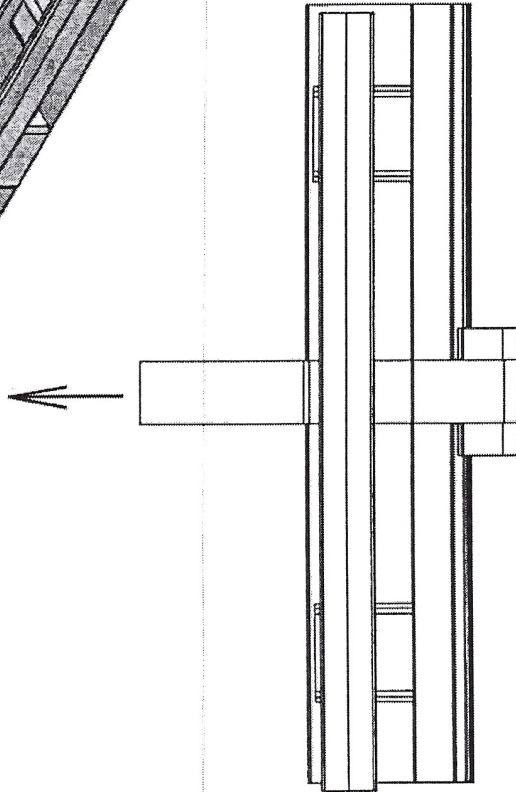


# CONFIGURATION #9

6,600 lbs



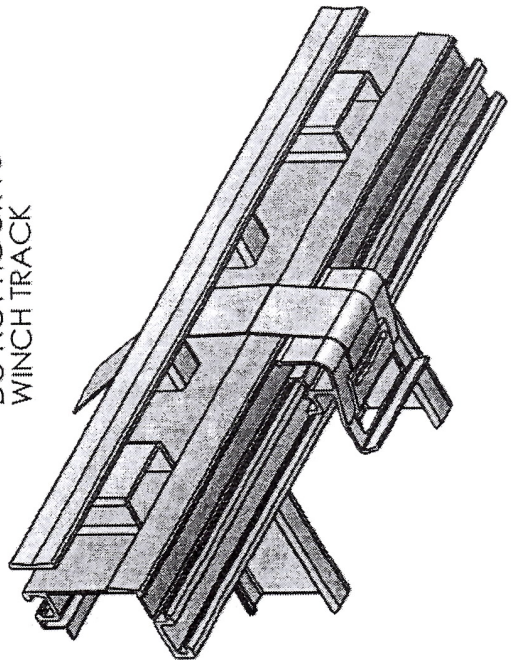
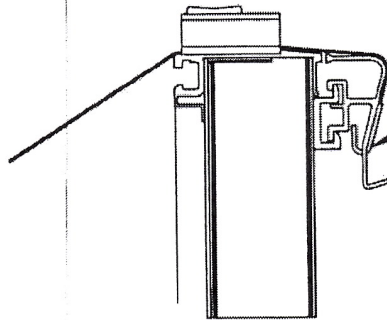
6,600 lbs



WORKING LOAD LIMIT 6,600 LBS.

FLAT HOOK - HOOKED TO RETAINER  
IN WINCH TRACK

HOOK TO RETAINER SLOT  
DO NOT HOOK TO  
WINCH TRACK



FOR ILLUSTRATION PURPOSE ONLY  
CHECK LOCAL, STATE AND FEDERAL  
REGULATIONS FOR APPLICABILITY

PROPRIETARY AND  
CONFIDENTIAL

THE INFORMATION  
CONTAINED IN THIS  
DRAWING IS THE  
SOLE PROPERTY OF  
REITHOUER. ANY  
REPRODUCTION IN  
PART OR AS A WHOLE  
WITHOUT THE WRITTEN  
PERMISSION OF  
REITHOUER IS  
PROHIBITED.

DIMENSIONS ARE IN INCHES  
TOLERANCES:  
ANGULAR: MACH: .05 BEND ±1  
TWO PLACE DECIMAL ±.030  
THREE PLACE DECIMAL ±.015

PART NO

**Reitmouer**

WORKING LOAD LIMIT CONFIGURATION #9

MODEL

REV:

TGD REV DATE: MARCH 2007

SHEET 1 OF 1