

CONNECTOR INFORMATION FOR DIAGRAM: P94-1958				
REF. DES	NUMBER OF CAVITIES	PART NUMBER	DESCRIPTION	LOCATION OF CONNECTOR
J01	47	P20-1134-47-5-2	BLACK 47-WAY DEUTSCH_HDP20 SEALED	LOCATED ON FIREWALL AT AIR JUNCTION PLATE
J35	1	K333-46-19	RING TERMINAL	LOCATED ON FIREWALL GND STUD, DASH SIDE
J43	40	P20-1172-1240	CONNECTOR - BLACK AMP MGS 40-WAY	LOCATED AT CEU HOTEL IN DASH
J70	7	P20-1223-14-3-0	BLACK DEUTSCH SEALED_HDP20_14-WAY	LOCATED ON FIREWALL AT AIR JUNCTION PLATE
J72	16	P20-1185	BLACK PACKARD_MICRO-64_16_WAY	LOCATED AT HVAC CONTROL HEAD
J73	2	K333-549-202	BLACK PACKARD_METRI-PACK_280_UNSEALED	LOCATED AT A/C COMPRESSOR CLUTCH
J74	6	K333-540	BLACK PACKARD_METRI-PACK_150_SERIES SEALED	LOCATED ON HVAC UNIT, CAB SIDE
J75	4	P20-1186-4	BLACK PACKARD DUJON_630 SERIES	LOCATED ON RH SIDE OF HVAC MODE HOUSING
J76	2	P20-1186-2	BLACK PACKARD DUJON_630 SERIES	LOCATED ON LH SIDE OF HVAC MODE HOUSING
P01	6	K333-540	BLACK PACKARD_METRI-PACK_150_SERIES SEALED	LOCATED NEAR HVAC UNIT ON ENGINE SIDE
P03	2	K333-562-202-4	BLACK PACKARD_METRI-PACK150 SEALED	LOCATED NEAR HVAC UNIT ON ENGINE SIDE
P04	2	K333-560	RED_PACKARD_METRI-PACK_150 SEALED	LOCATED NEAR HVAC UNIT ON ENGINE SIDE
P103	47	P20-1133-47-5-2	BLACK 47-WAY DEUTSCH_HDP20 SEALED	LOCATED ON FIREWALL AT AIR JUNCTION PLATE
P107	2	K333-550-202	BLACK PACKARD_METRI-PACK_280 SEALED	LOCATED AT A/C COMPRESSOR CLUTCH
P70	7	P20-1222-14-3-0	BLACK DEUTSCH SEALED_HDP20 SEALED	LOCATED ON FIREWALL AT AIR JUNCTION PLATE
P71	4	K333-432	BLACK PACKARD_METRI-PACK_630_UNSEALED	LOCATED ON HVAC MODE HOUSING
T102	1	K333-46-11	RING TERMINAL 3/8"	LOCATED ON GROUND STUD ON ENGINE

6 CIRCUIT POSITION CHART



MATING VIEW

TERMINAL INFORMATION FOR: P01, K333-540.		
TERM	WIRE NUMBER	DESCRIPTION
A	YEL7226-1	HVAC, TEMP MODE MOTOR (+)
C	VI07224-1	HVAC, TEMP MODE SENSE
D	GRN7224-1	HVAC, TEMP MODE SENSE
E	BLU7224-1	HVAC, TEMP MODE SENSE
F	GRN7225-1	HVAC, TEMP MODE MOTOR (-)

TERMINAL INFORMATION FOR: J74, K333-540.		
TERM	WIRE NUMBER	DESCRIPTION
A	ORN7222-0	HVAC, VENT / DEFROST / FLOOR
C	WHT7222-0	HVAC, VENT / DEFROST / FLOOR
D	GRA7222-0	HVAC, VENT / DEFROST / FLOOR

7 CIRCUIT POSITION CHART



MATING VIEW



MATING VIEW

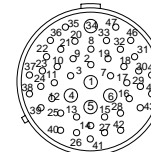
TERMINAL INFORMATION FOR: P70, P20-1222-14-3-0.		
TERM	WIRE NUMBER	DESCRIPTION
C	GRN7224-1	HVAC, TEMP MODE SENSE
D	BLU7224-1	HVAC, TEMP MODE SENSE
E	GRN7225-1	HVAC, TEMP MODE MOTOR (-)
G	WHT1512-5	HVAC, HIGH / LOW SW (-)
N	VI07224-1	HVAC, TEMP MODE SENSE
P	YEL7226-1	HVAC, TEMP MODE MOTOR (+)
A	GRA7111-2	HVAC, A/C COMP CLUTCH

TERMINAL INFORMATION FOR: J70, P20-1223-14-3-0.		
TERM	WIRE NUMBER	DESCRIPTION
G	WHT1512-0	HVAC, HIGH / LOW SW (-)
A	GRA7111-3	HVAC, A/C COMP CLUTCH
C	GRN7224-0	HVAC, TEMP MODE SENSE
D	BLU7224-0	HVAC, TEMP MODE SENSE
E	GRN7225-0	HVAC, TEMP MODE MOTOR (-)
N	VI07224-0	HVAC, TEMP MODE SENSE
P	YEL7226-0	HVAC, TEMP MODE MOTOR (+)

**GENERAL NOTES:**

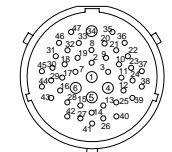
- USE ON W9 / T4 / T6 / T8 / C5 HVAC WIRING WITH NBI AND NAMUX III INSTRUMENTATION.
- HOW TO USE THIS DIAGRAM: EACH CONNECTOR HAS A DISTINCT ALPHANUMERIC "REFERENCE DESIGNATOR" OR "REF. DES" ASSOCIATED WITH IT. USE REF. DES TO FIND CONNECTOR INFORMATION IN THE CONNECTOR INFORMATION TABLE.

3 CIRCUIT POSITION CHART



MATING VIEW

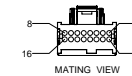
TERMINAL INFORMATION FOR: J01, P20-1134-47-5-2.		
TERM	WIRE NUMBER	DESCRIPTION
4	YEL7111-0	HVAC, A/C COMP CLUTCH, POWER



MATING VIEW

TERMINAL INFORMATION FOR: P103, P20-1133-47-5-2.		
TERM	WIRE NUMBER	DESCRIPTION
4	YEL7111-1	HVAC, A/C COMP CLUTCH, POWER

4 CIRCUIT POSITION CHART



MATING VIEW

TERMINAL INFORMATION FOR: J72, P20-1185.		
TERM	WIRE NUMBER	DESCRIPTION
1	GRA7360-0	HVAC, A/C MODE
3	YEL7212-0	HVAC, HEATER MODE DOOR
4	BLK7221-0	HVAC, HEATER MODE DOOR
5	GRA7222-0	HVAC, VENT / DEFROST / FLOOR
7	WHT7220-0	HVAC, GROUND
8	ORN7220-0	HVAC, POWER
11	BLU7224-0	HVAC, TEMP MODE SENSE
12	GRN7224-0	HVAC, TEMP MODE SENSE
13	VI07224-0	HVAC, TEMP MODE SENSE
14	GRN7225-0	HVAC, TEMP MODE MOTOR (-)
15	YEL7226-0	HVAC, TEMP MODE MOTOR (+)
16	BRN2620-6	LIGHTING, DASH ILLUMINATION
2	GRA7111-0	HVAC, A/C COMP CLUTCH
6	GRA7214-0	HVAC, FAN SPEED SIG, PMW
10	GRA7310-0	HVAC, BLOWER

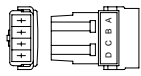
5 CIRCUIT POSITION CHART



MATING VIEW

TERMINAL INFORMATION FOR: J75, P20-1186-4.		
TERM	WIRE NUMBER	DESCRIPTION
2	WHT7214-0	HVAC, FAN SPEED SIG, PMW, GROUND
3	GRA7214-0	HVAC, FAN SPEED SIG, PMW
4	ORN7210-0	HVAC, BLOWER, POWER

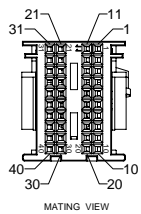
9 CIRCUIT POSITION CHART



MATING VIEW

TERMINAL INFORMATION FOR: P71, K333-432.		
TERM	WIRE NUMBER	DESCRIPTION
A	GRA7132-0	HVAC, FREEZE SWITCH
D	GRA7111-1	HVAC, A/C COMP CLUTCH
B	YEL7210-0	HVAC, BLOWER (+)
C	BLK7210-0	HVAC, BLOWER (-)

9 CIRCUIT POSITION CHART



MATING VIEW

TERMINAL INFORMATION FOR: J43, CEU 4 (D) P20-1172-1240.		
TERM	WIRE NUMBER	DESCRIPTION
9	GRA7111-5	A/C COMPRESSOR CLUTCH

10) SUPERSEDES P94-1698

PREP: J  
SERV: J

